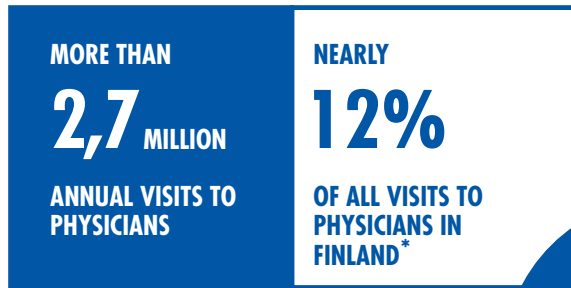


THE COMPANY WITH THE LARGEST HEALTHCARE SERVICE NETWORK IN FINLAND



Customers

Almost 1 million individual customers

More than 4.3 million patient visits

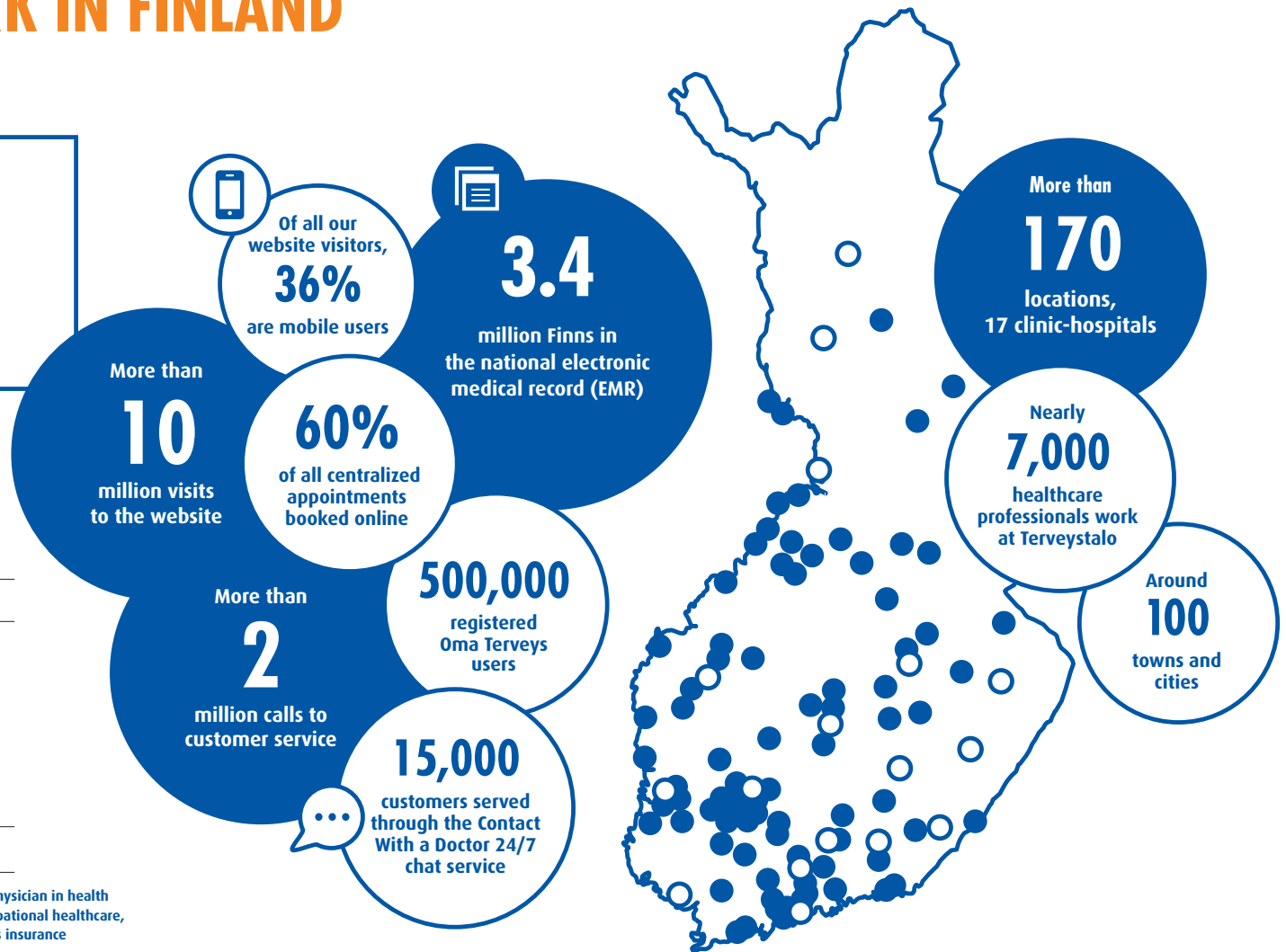
520,000 people receiving occupational healthcare services

Of the almost 1.9 million people in Finland who are covered by occupational healthcare arranged by the employer (Kela occupational healthcare statistics 2014)

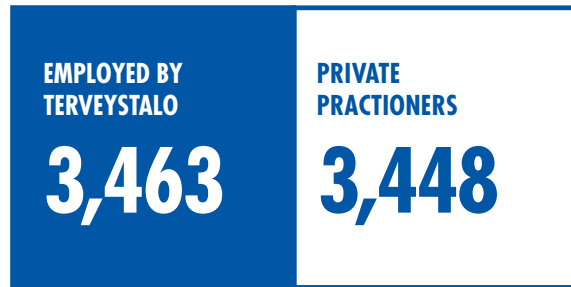
More than 17,000 companies

* National Institute for Health and Welfare statistics on visits to a physician in health centers and hospitals; Kela statistics on visits to a physician in occupational healthcare, student healthcare and healthcare compensated by private sickness insurance

The figures are based on Terveystalo's EMR and other ERP systems

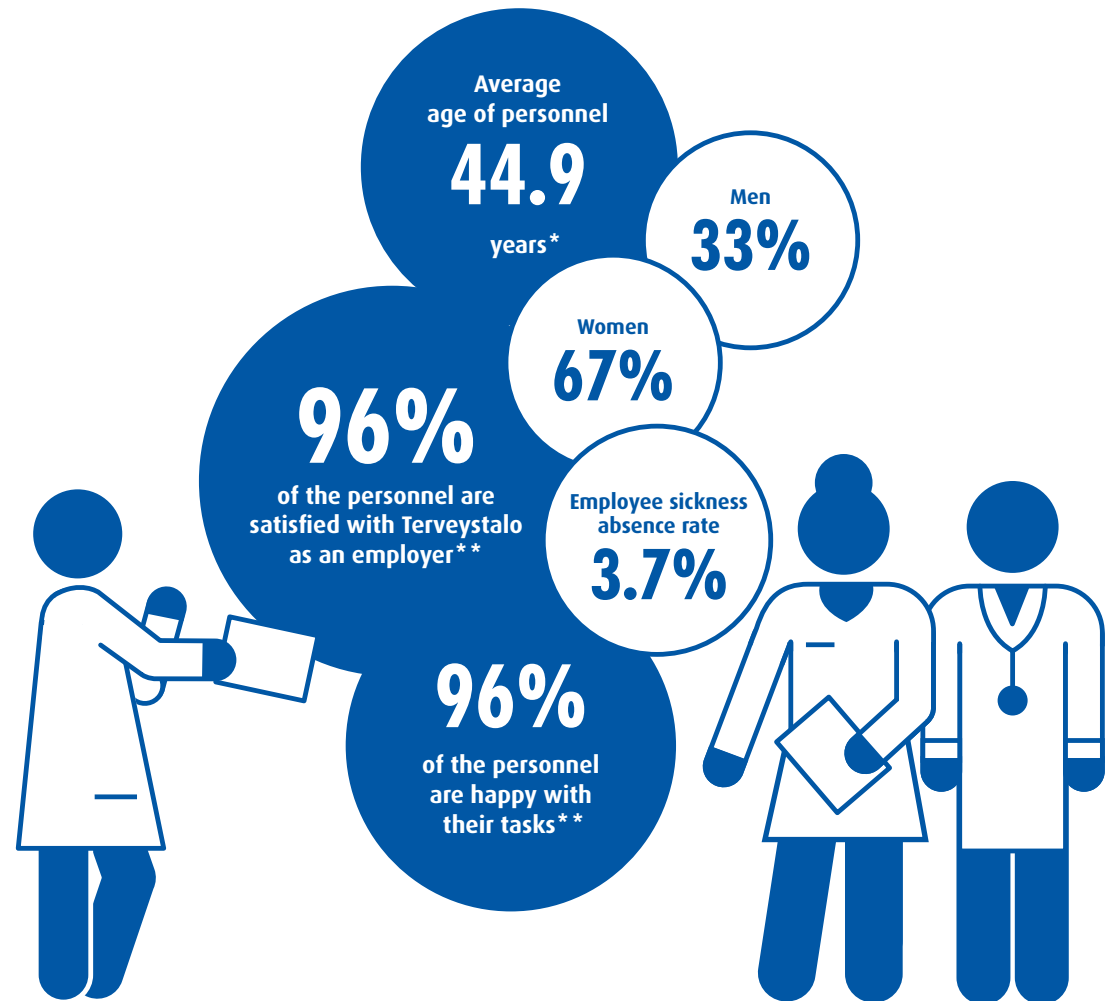


NEARLY 7,000 HEALTHCARE PROFESSIONALS WORK AT TERVEYSTALO



Personnel by professional category

3,200 physicians	860 nurses
160 psychologists	310 physical therapists
50 dentists	
550 occupational health nurses	2,500 other healthcare professionals



* All of Terveystalo, including private practitioners
** Personnel survey 2016

The figures are based on Terveystalo's personnel data system

KEY MEDICAL INDICATORS FOR THE TERVEYSTALO GROUP

Patient safety

Reported incidents, around 60% of which were near misses	0.12% *
Objections: 135	0.005% *
Complaints: 31	0.001% *
Patient injury claims: 317	0.012% *
Surgical site infections	0.62% **

An average of one-third are deemed as losses entitling to actual compensation. Patient injuries at Terveystalo are at a lower level than the general national average in the industry.***

* In relation to the number of visits to physicians in 2016

** In relation to the number of surgical procedures performed in 2016

*** Patient Insurance Centre, statistics of patient injuries 2016

The figures are based on Terveystalo's basic patient safety indicators

KEY FINANCIAL INDICATORS FOR THE TERVEYSTALO GROUP

	Gross sales, million EUR	Revenue, million EUR	Operative EBITDA*, million EUR
2016	547	473	73**
2015	506	442	67
2014	474	415	58

Investments 2016 **EUR 25.9 million*****

* Earnings before interests, taxes, depreciation and amortization adjusted by items affecting comparability

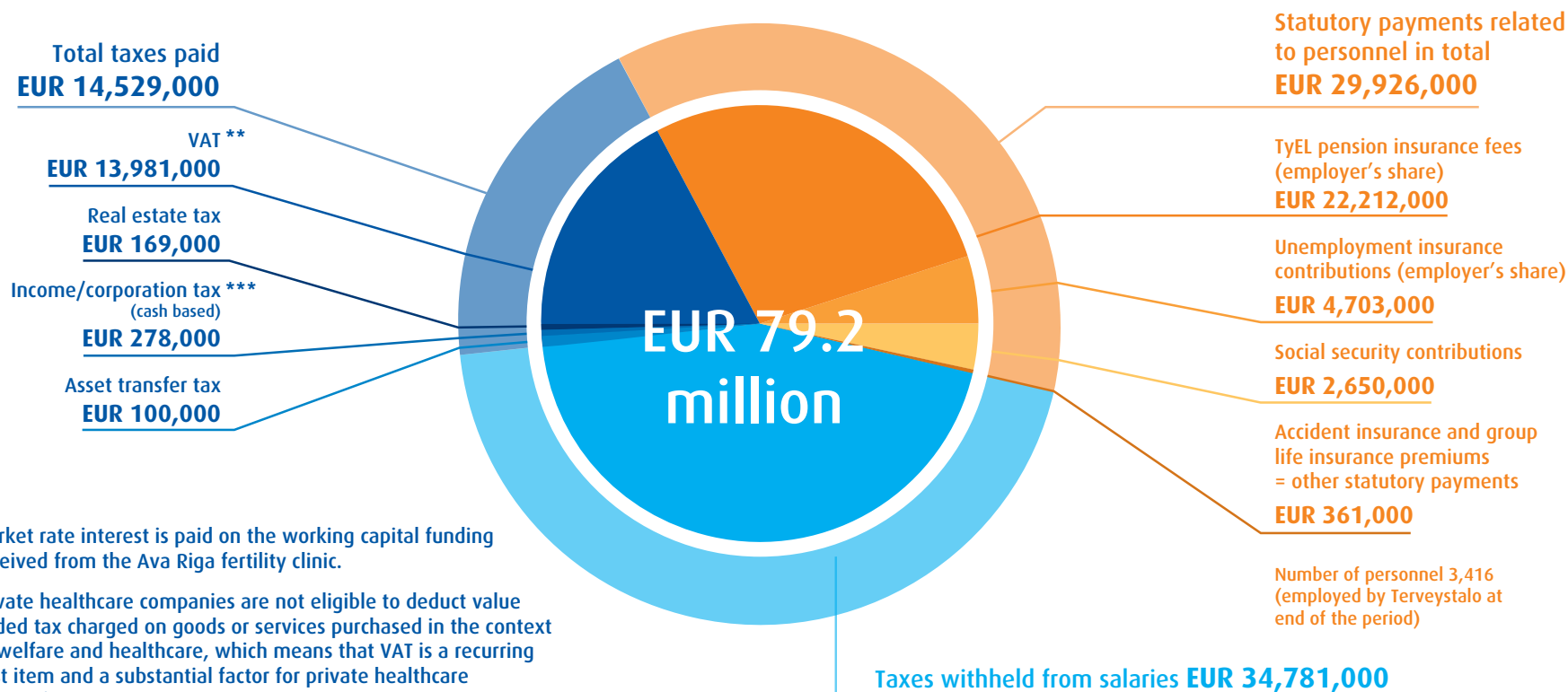
** Reported EBITDA (unadjusted by items affecting comparability) is EUR 68.9 million

*** The investments include EUR 11.7 million of cash financed investments and EUR 5.7 million of investments related to acquisitions

TERVEYSTALO GROUP'S TAX FOOTPRINT 2016

In 2016, Terveystalo's tax footprint totaled EUR 79.2 million

The tax footprint is an indicator of the total tax revenue generated for society by Terveystalo's business activities. The operating companies of the Terveystalo Group operate in Finland (with the exception of a small fertility clinic in Latvia) and pay their taxes to Finland. The Terveystalo Group or its subsidiaries have paid no profits, dividends, interest or group contributions overseas.* Learn more at terveystalo.com/verojalanjalki



* Market rate interest is paid on the working capital funding received from the Ava Riga fertility clinic.

** Private healthcare companies are not eligible to deduct value added tax charged on goods or services purchased in the context of welfare and healthcare, which means that VAT is a recurring cost item and a substantial factor for private healthcare companies.

*** The amount of corporation tax paid by Terveystalo has been reduced due to tax relief granted for losses arising from business activities in previous financial periods.

In addition, a total of EUR 200.6 million in fees was paid to private practitioners who are responsible for paying taxes at their own initiative.